

LINEAR

SABIN.LIGHTING/LINEAR

L-9

L-27

L-60

LINEAR IS A MODERN SYSTEM APPROACH TO THE CLASSIC LINEAR CEILING BAFFLE.

OUR LINEAR PRODUCTS SHARE A COMMON DESIGN LANGUAGE, CAPITALIZING ON THE STRENGTH OF TRADITIONAL LINEAR FORMS — INTRODUCING A BETTER FIT AND FINISH. THREE UNIT TYPES— LINEAR 27, LINEAR 60, AND LINEAR 9—ADD DEPTH AND STRUCTURE TO ANY SPACE WHILE REDUCING NOISE.

LINEAR 9 AND LINEAR 27 ARE UNLIT ONLY, LINEAR 60 IS AVAILABLE IN LIT AND UNLIT.

SABIN

LINEAR CONFIGURATIONS

All Sabin products are highly configurable to adapt to your vision.

The below configuration samples demonstrate some ways that each product family can scale and arrange for different design applications and environments. Clusters, tiles, and repeatable patterns are intuitive characteristics of our products that have endless outcomes.

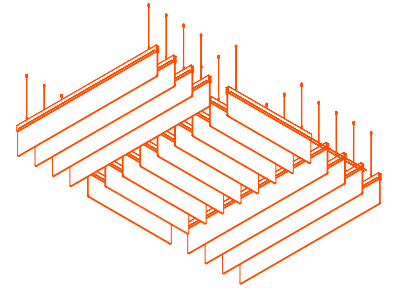
Linear: TILE 1



PLAN VIEW:
BASE TILE



PLAN VIEW:
BASE TILE EXPANDED



ISOMETRIC VIEW:
BASE TILE EXPANDED

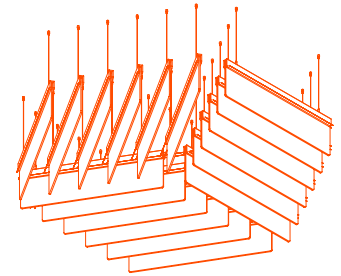
Linear: CLUSTER 1



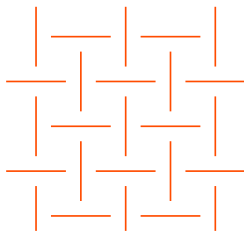
PLAN VIEW:
BASE CLUSTER



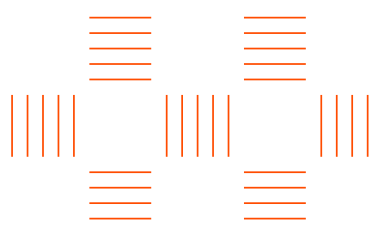
PLAN VIEW:
BASE CLUSTER EXPANDED




ISOMETRIC VIEW:
BASE CLUSTER EXPANDED



PLAN VIEW:
REPEATABLE PATTERN



PLAN VIEW:
REPEATABLE PATTERN



PLAN VIEW:
REPEATABLE PATTERN