

CYLINDER CYL

SABIN.LIGHTING/CYLINDER

CYLINDER IS AN APPROACHABLE, MALLEABLE CYLINDER SYSTEM DESIGNED TO DRAMATICALLY MAXIMIZE SCALE AND VARIETY.

CASUAL, SOFT-STRUCTURED AND IMPRESSIVELY SCALABLE, CYLINDER CAN BE USED AS ONE SINGLE STATEMENT PIECE OR IN A CLOUD-LIKE ARRAY. THESE ARRAYS REPRESENT MULTI-FUNCTIONING, VISUALLY DISTINCT FLEXIBILITY — READY TO SOLVE MANY LIGHTING DESIGN AND ACOUSTIC PROBLEMS.

CYLINDER UNITS ARE AVAILABLE IN LIT AND UNLIT VERSIONS.

SABIN

4447 W CORTLAND ST. CHICAGO IL 60639


SABIN.LIGHTING

CYLINDER CONFIGURATIONS


All Sabin products are highly configurable to adapt to your vision.

The below configuration samples demonstrate some ways that each product family can scale and arrange for different design applications and environments. Clusters, tiles, and repeatable patterns are intuitive characteristics of our products that have endless outcomes.

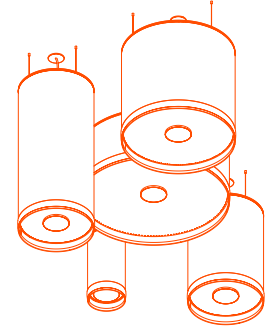
Cylinder: TILE 1



PLAN VIEW:
BASE CLUSTER




PLAN VIEW:
BASE CLUSTER IN A TILE




ISOMETRIC VIEW:
BASE CLUSTER

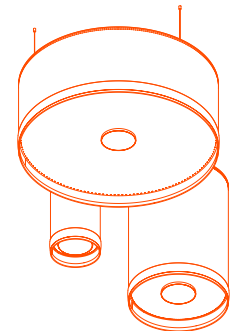
Cylinder: TILE 2



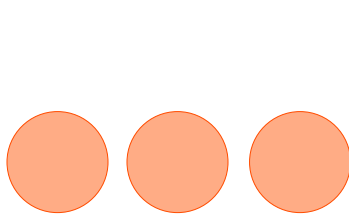
PLAN VIEW:
BASE CLUSTER




PLAN VIEW:
BASE CLUSTER IN A TILE




ISOMETRIC VIEW:
BASE CLUSTER



PLAN VIEW:
3 IDENTICAL UNITS



PLAN VIEW:
3 UNITS



PLAN VIEW:
9 UNITS